

Kinder

FIRES FOR LIFE

2024/25



MADE IN BRITAIN

Kinder

FIRES FOR LIFE

At Kinder, we know how important it is to create a stylish and relaxing living environment.

That's why we've developed this collection of premium gas fires to complement all tastes and lifestyles.

“Our success comes from a blend of innovative design, advanced technology, and the highest manufacturing standards. Every Kinder fire comes with a 5 year warranty, reflecting my confidence in their quality and durability. Our carefully selected Kinder retailers are here to offer expert advice and exceptional service. This brochure is designed to make choosing your new Kinder fire straightforward and enjoyable. I hope you find it both informative and inspiring.”

Michael Jones



BFM Europe
BRITISH FIRE MANUFACTURERS



BRITISH MADE QUALITY

Kinder is crafted by BFM Europe, the fastest growing domestic fire producer in the country with an unequalled reputation for quality and service. Every Kinder branded gas fire is developed and manufactured in Britain at our purpose built, state-of-the-art facility in Stoke-on-Trent.



Kinder fires for life	4
Product testing and certification	5
Kinder 5 year warranty	6
Before you begin	7



high efficiency

Conventional Flue	8
Hearth Inset - Glass Fronted	
Nevada HE	10
Kalahari HE	12
Camber HE	14
Oasis HE	16
Hearth Inset - Open Fronted	
Nevada Plus	18
Kalahari Plus	20
Camber Plus	22
Oasis Plus	24
Oasis	26
Balanced Flue	8
Hearth Inset - Glass Fronted	
Dakota BF	28
Revolution BF	30



standard efficiency

Conventional Flue	9
Hearth Inset - Open Fronted	
Nevada	32
Kalahari/Black Magic	34
Camber	36



Finishing Touches	38
Trims, Frets, and Fascias	

Kinder

FIRES FOR LIFE




There is nothing like the immediate warmth and comfort of a Kinder Gas fire

Designed to complement your lifestyle, Kinder gas fires combine stunning aesthetics, exceptional warmth, and practical details. Whether your style is traditional or contemporary, we offer models for both conventional and balanced flue systems, ensuring there's a perfect fit for every home.

Product Testing & Certification

All our gas fires are independently tested, approved and verified by the British Standards Institution (BSI) to meet the latest standards for performance, safety and efficiency.



Revolution BF
PAGE 30

All our fires include a Flame Supervision Device (FSD) for safety, and conventional flue models also feature an Oxygen Depletion Sensor (ODS), which shuts off the gas if a fault occurs.

For more details on gas fires, including power supplies and flue types, check the following pages. Kinder fires are available from leading independent specialists across the UK, ensuring a smooth selection and installation process.

Visit www.KinderGasFires.co.uk to find your nearest retailer.



Fully compliant with the Eco design directive Commission Regulation (EU) 2015/1188.



All our fires are independently tested and certified by the British Standards Institution (BSI), renowned for its objectivity and technical expertise. With internationally recognised staff and advanced facilities, BSI ensures our products meet the highest safety and quality standards through rigorous and thorough testing.



Tested & Approved
Conforms to GB legislation



Kinder 5 year warranty

We understand that your gas fire is going to be the heart of your home. That's why we are passionate about ensuring our gas fires offer the ultimate in build quality and looks.



Our Design Team sets the standard with innovative products, while the Development Team ensures top safety and efficiency. Each model is independently approved and rigorously tested before leaving our facility. With Kinder, you get the best in gas fire technology. Every Kinder gas fire comes with a 5-year warranty, subject to terms and conditions, offering peace of mind for years to come. We recommend annual servicing by a Gas Safe Registered engineer to maintain safe operation and performance, available through our Service Department.

Before you begin

Before you make your final selection, please take time to consider the following:

Radiant or Convector?

A radiant fire heats from the combustion chamber only, and incorporate a glowing back panel to maximise heat output. A convector fire uses a heat exchanger to draw cool air in then circulate hot air back into the room, maximizing heat output and reducing fuel costs.

Gas Supply

Your gas supply will either be Natural Gas or LPG, depending on the area in which you live.



Natural Gas

The most common gas supply.



LPG

Alternative for houses with no Natural Gas supply.

Chimney or Flue

Your fire choice depends on your chimney or flue type. Check your roof and use the guide to identify it. Slimline fires fit most chimneys or flues, while full-depth fires need a traditional chimney or rebate. Confirm your flue type with your Kinder Stockist before purchase.



Brick Chimney

A conventional brick chimney is recognisable by a chimney stack with a terracotta pot or gas terminal.



Pre-Fabricated Flue

This is an interlocking metal flue tube system identifiable by a metal flue and terminal on the roof and a metal flue box behind the fire.

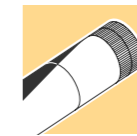


Pre-Cast Flue

Built from concrete or clay blocks, pre-cast flues provide a rectangular section flue. They can be identified by a ridge vent or metal flue tube and terminal on the roof. All fires featuring this icon are suitable for pre-cast flues conforming to BS EN 1858.

No Chimney or Flue

Some properties have no chimney or flue, in which case a balanced flue fire is required.



Balanced Flue

These fires vent directly outside through a horizontal co-axial pipe (one pipe within a larger pipe). The outer pipe draws air in from the outside and the inner pipe expels combustion gases. An electricity supply is not required for these products.

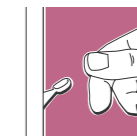
Controls

Gas is wonderfully controllable, but which type of control suits you best? The discretion of manual ignition, concealed behind the removable ash pan... the convenience of slide control... or the luxury and style of remote control?



Manual Control

Simple and discreet. The control system is located behind the fire's fret or trim. Once the fire is lit rotate the control knob to adjust the flame height and heat output.



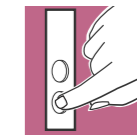
Slide Control

A convenient control system which is located on the top right-hand side of the fire. Push and hold the lever down to ignite and move it up and down to adjust the flame height and heat output.



Remote Control with Thermostat

The remote control handset can be used to light the fire as well as to adjust the flame height and heat output. In addition, the handset contains the extra benefit of a thermostatic control to regulate room temperature.



Easy Flame Control (EFC)

Discreet, easy access buttons are used to ignite the fire and adjust heat and flame height.



Remote Control

The remote control handset is used to light the fire as well as to adjust the flame height and heat output.

Fire Back Panel

Kinder offers a range of fire back panels chosen to compliment each individual fire. In some cases you may be offered a choice of back panel, look out for the symbols on the right.



Plain Black



Brick Effect

high efficiency

Get up to 93.5% energy efficiency from a Kinder High Efficiency gas fire

Kinder has always had a reputation as a manufacturer of some of the most efficient fires on the market. Now we are setting new industry standards with the Kinder HE high efficiency range: exceptional heat output combined with lower running costs compared to standard gas fires.

Kinder's R&D team has invested in developing the technology to meet the key objective of producing gas fires that save energy and as a result, help to keep costs down.

Inspired design. Advanced technology.

Our glass fronted high efficiency Conventional and Balanced Flue fires are available in a range of Wall Inset and Hearth Inset models as well as Fireplace Suites. In addition, we have a range of open fronted high efficiency Conventional Flue Hearth Inset fires offering more options and choices.

Hearth Inset - Glass Fronted



Conventional Flue fires

Glass Fronted Fires

Our range of high efficiency conventional flue glass fronted fires have an energy efficiency of up to 86%. They have a glass panel across the front of the fire which radiates the heat generated from the fuel bed directly into the room. The glass panel concentrates the radiant heat so that more heat is forced into the room and less is lost through the chimney. Combined with convected heat which is produced by cool air drawn into the base of the fire through the heat exchanger and then emitted as warm air through the gap above the canopy, making these the most efficient conventional flue fires available.

Hearth Inset - Glass Fronted



Hearth Inset - Open Fronted



Open Fronted Fires

Our high efficiency conventional flue open fronted fires can reach an energy efficiency of up to 68.3%. These fires provide the look and feel of a real open fire providing both radiant and convected heat. Radiant heat is emitted from the fuel bed and the convected heat is generated by cool air drawn into the base of the fire which passes through a heat exchanger and is then emitted as warm air through the gap above the canopy.

Balanced Flue fires

Glass Fronted Fires

Our range of high efficiency balanced flue fires have an energy efficiency of up to 93.5%. Designed for those who want all the benefits of a gas fire but don't have a built in chimney or flue in their home, a balanced flue fire comes with its own flue terminal which is vented directly through an outside wall. They are glass fronted, completely room sealed appliances and work by drawing and venting external air via a pair of co-axial tubes into the fire for combustion purposes.

high efficiency Conventional Flue

Hearth Inset – Glass Fronted



Nevada HE

The Nevada HE is a slimline, high-efficiency fire that delivers exceptional performance and style. With an impressive 81.3% energy efficiency, this fire is designed to fit almost any chimney or flue type, including Pre-Cast (BS EN 1858), making it versatile for various home settings. Featuring a realistic coal fuel bed, the Nevada HE also offers a generous 2.9kW heat output, ensuring your space stays comfortably warm.

This model includes a large viewing window, allowing you to enjoy the full beauty of the flames. Customize the look to suit your home with a range of trim and fret combinations, or opt for a sleek one-piece fascia for a modern finish.

*A pebble fuel effect is also available as an optional extra for added personalisation, offering even more aesthetic possibilities (manual control only, purchased separately).

View the Kinder accessories range on pages 38 to 41.

Specifications

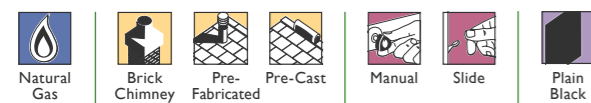
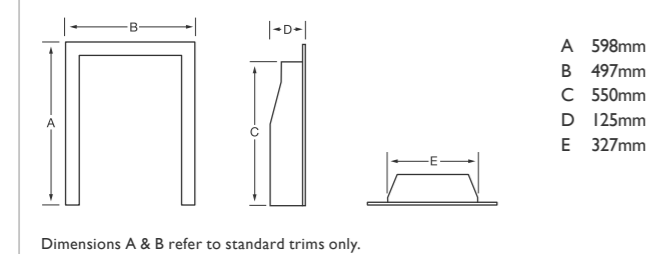
Description: Slimline inset gas fire
Type of Heat: Radiant & Convected

Useful energy efficiency	81.3%
Energy efficiency class	D
Fuel type	Natural gas
Direct heat output	2.9kW

Fuel effect	Control type	Model Number
Coal	Manual	KSHC00MN
	Slide	KSHC00SNZ

Safety: Flame Supervision Device & Oxygen Depletion Sensor
Air vent required: Not normally

Dimensions



Web Link



Pebble option*
Standard trim with Athena fret



Nevada HE Coal with Signature fascia



Kalahari HE

With an energy efficiency of 84.3%, the Kalahari HE has been designed to fit most flue types including pre-cast flues when installed with a 3" rebated fire surround.

As well as manual or slide control options you can also enjoy the luxury of a fully remote control system. This gas fire comes with a Coal fuel effect as standard. Should you prefer an alternative fuel effect to Coal, we also offer a Pebble fuel pack, available as an *optional extra.

Create your own style with a choice of trim and fret combination or a one-piece fascia option.

See the Kinder accessories range on pages 38 to 41.

Specifications

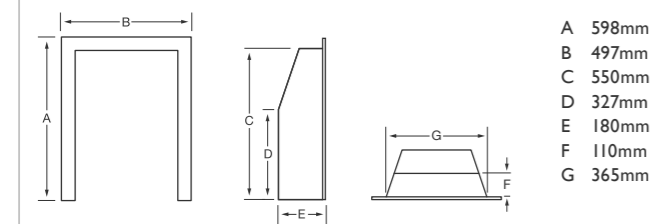
Description: Mid depth inset gas fire
Type of Heat: Radiant & Convected

	Manual/Slide	Remote
Useful energy efficiency	84.3%	84.3%
Energy efficiency class	D	C
Fuel type	Natural gas	Natural gas
Direct heat output	3.4kW	3.4kW

Fuel effect	Control type	Model Number	
Coal	Manual	KHKC00MN2	n/a
	Slide	KHKC00SN2	n/a
	Remote	n/a	KHKC00RN3


Safety: Flame Supervision Device & Oxygen Depletion Sensor
Air vent required: Not normally

Dimensions



- A 598mm
- B 497mm
- C 550mm
- D 327mm
- E 180mm
- F 110mm
- G 365mm

Dimensions A & B refer to standard trims only.
Optional: 2 Inch Spacer frame available for this product. See Page 41.



Web Link



Pebble option*
Chamfered trim with Athena fret



Kalahari HE Coal, Ultimo trim with Bauhaus fret 13



Camber HE

The stylish aluminium satin silver fascia combined with the contrasting black interior panels make the Camber HE a welcome centre-piece in any modern living room.

Boasting an energy efficiency of 84.3% the Camber HE is economical as well as eye-catching. It is also suitable for most conventional flue chimneys including pre-cast when installed with a 3" rebated fire surround. See our range of Satin Silver or Satin Champagne Camber one-piece fascia options. Page 40.

*Optional Pebble fuel effect may be purchased separately.

Specifications

Description: Mid depth inset gas fire
Type of Heat: Radiant & Convected

Useful energy efficiency	84.3%	84.3%
Energy efficiency class	D	C
Fuel type	Natural gas	Natural gas
Direct heat output	3.4kW	3.4kW

Fuel effect	Control type	Model Number	
Coal	Manual	KHKCW0MN2	n/a
	Remote	n/a	KHKCW0RN3

Safety: Flame Supervision Device & Oxygen Depletion Sensor
Air vent required: Not normally

Dimensions

A	610mm
B	520mm
C	550mm
D	327mm
E	180mm
F	110mm
G	365mm

Dimensions A & B refer to standard trims only.
Optional: 2 Inch Spacer frame available for this product. See Page 41.

- Natural Gas
- Brick Chimney
- Pre-Fabricated
- Pre-Cast
- Manual
- Thermostatic Remote
- Plain Black



Web Link



Pebble option*



Camber HE Coal with Satin Silver fascia

high efficiency Conventional Flue

Hearth Inset – Glass Fronted



Oasis HE

Based on our most popular hearth inset gas fire, the Oasis HE is the first model to be introduced to the Kinder 'high efficiency' range.

The Oasis HE has an incredible energy efficiency of 86.3% and 4.0kW heat output, ensuring that this fire gives optimum heat combined with cost efficiency.

Create your own style with a choice of trim and fret combination or one-piece fascia option. View the Kinder accessories range on pages 38 to 41.

Specifications

Description: Full depth inset gas fire.
Type of Heat: Radiant & Convected

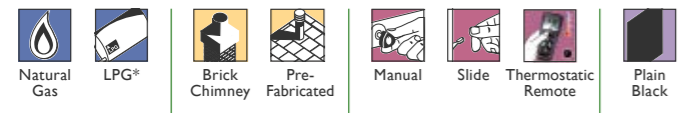
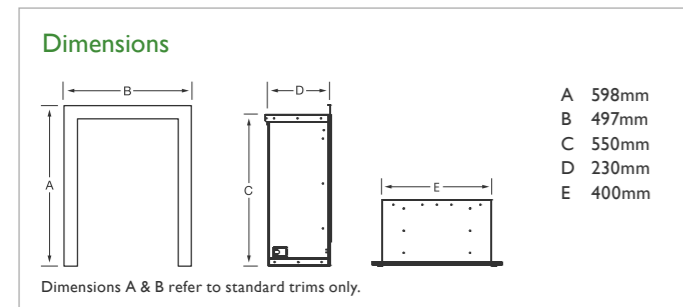
Useful energy efficiency	86.0%
Energy efficiency class	C
Fuel type	Natural gas
Direct heat output	3.9kW

Fuel effect	Control type	Model Number
Coal	Manual	KHEC00MN
	Slide	KHEC00SN
	Remote	KHEC00RN2

Useful energy efficiency	86.3%
Energy efficiency class	C
Fuel type	LPG
Direct heat output	4.0kW

Fuel effect	Control type	Model Number
Coal	Slide	KHEC00SP

Safety: Flame Supervision Device & Oxygen Depletion Sensor
Air vent required: Not normally



*Only available on slide control model.



Web Link



Oasis HE with Embrace fascia



Oasis HE with Ultimo trim and Bauhaus fret 17



Nevada Plus

The Nevada Plus is one of the most efficient open-fronted slimline gas fires available today and with a heat output of up to 4.0kW it is also one of the warmest products suitable for a pre-cast flue.

The Nevada Plus is available in a choice of manual, slide or remote control systems. This extremely versatile fire can be styled with a wide range of Kinder trims, frets or fascias making it easy to create a look to suit your existing décor. See pages 38 to 41 for more information about Kinder accessories.

*Optional Pebble fuel effect may be purchased separately.

Specifications

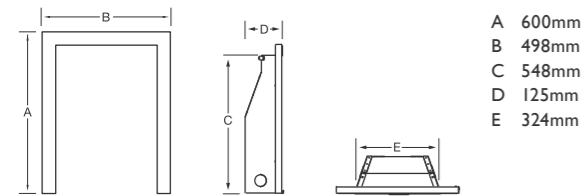
Description: Slimline inset gas fire
Type of Heat: Radiant & Convected

	Manual	Slide	Remote
Useful energy efficiency	66.8%		
Energy efficiency class	F		
Fuel type	Natural gas		
Direct heat output	4.0kW	3.8kW	


Fuel effect	Model Number		
Coal	KSPC00MN	KSPC00SN	KSPC00RN2

Safety: Flame Supervision Device & Oxygen Depletion Sensor
Air vent required: Not normally

Dimensions



Dimensions A & B refer to standard trims only.
Optional: 2 Inch Spacer frame available for this product. See Page 41.



Web Link



Pebble option*
Chamfered trim and Bauhaus fret



Nevada Plus Coal with
Chamfered trim and Dallas fret 19



Kalahari Plus

The Kalahari Plus high efficiency gas fire boasts an impressive 68.3% energy efficiency and can be installed in to almost any chimney or flue, including Pre-cast when fitted with a 3" rebated fire surround.

This open-fronted gas fire features a highly realistic coal fuel effect and is available as a manual, slide or remote controlled fire. Comes with Coal fuel effect as standard.

The Kinder Kalahari can be styled with most trims, frets and fascias in our wide range of gas fire accessories on pages 38 to 41.

*Optional Pebble fuel effect may be purchased separately.

Specifications

Description: Mid depth inset gas fire
Type of Heat: Radiant & Convected

Useful energy efficiency	68.3%
Energy efficiency class	F
Fuel type	Natural gas
Direct heat output	4.2kW

Fuel effect	Control type	Model Number
Coal	Manual	KKPC00MN
	Slide	KKPC00SN
	Remote	KKPC00RN2

Useful energy efficiency	67%
Energy efficiency class	F
Fuel type	LPG
Direct heat output	4.2kW

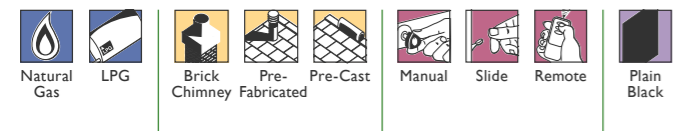
Fuel effect	Control type	Model Number
Coal	Slide	KKPC00SP

Safety: Flame Supervision Device & Oxygen Depletion Sensor
Air vent required: Not normally

Dimensions

- A 600mm
- B 498mm
- C 548mm
- D 170mm
- E 365mm

Dimensions A & B refer to standard trims only.
Optional: 2 Inch Spacer frame available for this product. See Page 41.



Web Link



Pebble option*
Signature trim with Aviva fret





Camber Plus

The Camber Plus is certainly a contemporary classic with a wonderfully sleek design that will never go out of fashion.

This open-fronted gas fire provides an incredible 4.2kW heat output with an energy efficiency of 68.3%. The Camber Plus is available in both manual and remote control versions and has a black back panel with a beautifully realistic Coal fuel bed. See our range of Satin Silver or Satin Champagne Camber one-piece fascia options. Page 40.

*Optional Pebble fuel effect may be purchased separately.

Specifications

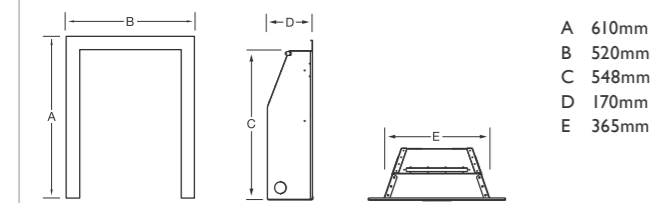
Description: Mid depth inset gas fire
Type of Heat: Radiant & Convected

Useful energy efficiency	68.3%
Energy efficiency class	F
Fuel type	Natural gas
Direct heat output	4.2kW

Fuel effect	Control type	Model Number
Coal	Manual	KKPC00MN
	Fully Remote	KKPC00RN2

Safety: Flame Supervision Device & Oxygen Depletion Sensor
Air vent required: Not normally

Dimensions



Dimensions A & B refer to standard trims only.
Optional: 2 Inch Spacer frame available for this product. See Page 41.



Web Link



Pebble option*



Camber Plus Coal with Satin Silver fascia



Oasis Plus

The Oasis Plus is the first full depth open-fronted high efficiency gas fire from Kinder. You can now achieve the look of a real open Coal fire, combined with the convenience of gas fuel, at an incredible 66.7% energy efficiency.

This stunning fire features an extra wide coal fuel effect bed, a beautiful flame picture and offers an incredible 4.2kW heat output.

Suitable for installation into standard brick chimneys and pre-fabricated flues, the Oasis Plus comes in a choice of manual, slide or remote control.

Create your own style with a choice of trim and fret combination or one-piece fascia option. View the Kinder accessories range on pages 38 to 41.

Specifications

Description: Full depth inset gas fire
Type of Heat: Radiant & Convected

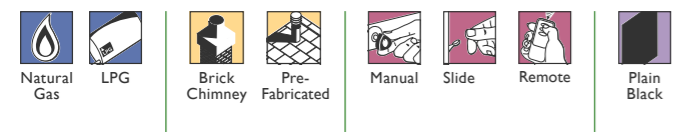
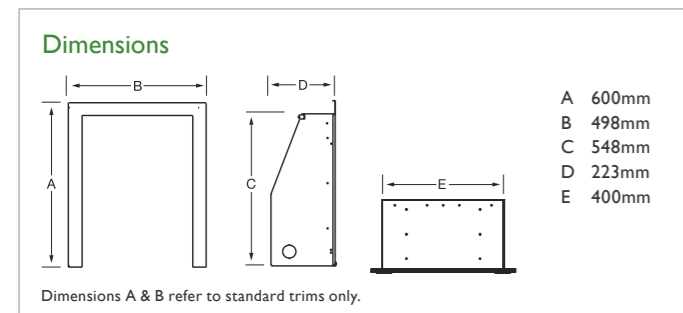
Useful energy efficiency	66.7%
Energy efficiency class	F
Fuel type	Natural gas
Direct heat output	4.1kW

Fuel effect	Control type	Model Number
Coal	Manual	KOPC00MN
	Slide	KOPC00SN
	Remote	KOPC00RN2

Useful energy efficiency	66.2%
Energy efficiency class	F
Fuel type	LPG
Direct heat output	4.2kW

Fuel effect	Control type	Model Number
Coal	Slide	KOPC00SP

Safety: Flame Supervision Device & Oxygen Depletion Sensor
Air vent required: Not normally



Web Link



high efficiency Conventional Flue

Hearth Inset – Open Fronted



Oasis

The Oasis successfully marries classic looks with state-of-the-art performance and is currently one of the warmest open-fronted convector fires with a heat output of up to 3.7kW.

The full depth fuel bed and highly realistic coal effect provides a mesmerising flame picture with a cosy glow ensuring an attractive centrepiece in any room.

Create your own style with a choice of trim and fret combination or one-piece fascia option. View the Kinder accessories range on pages 38 to 41.

Specifications

Description: Full depth inset gas fire
Type of Heat: Radiant

Useful energy efficiency	60.0%
Energy efficiency class	F
Fuel type	Natural gas
Direct heat output	3.7kW

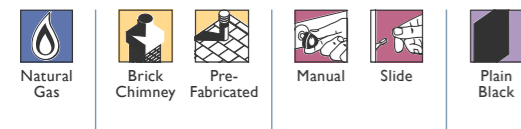
Fuel effect	Control type	Model Number
Coal	Manual	KICC00MN
	Slide	KICC00SN

Safety: Flame Supervision Device & Oxygen Depletion Sensor
Air vent required: Not normally

Dimensions

Oasis
 A 594mm
 B 485mm
 C 550mm
 D 250mm
 E 400mm

Dimensions A & B refer to standard trims only.
 Optional: 2 Inch Spacer frame available for this product. See Page 41.



Web Link



Chamfered trim with Dallas fret



Oasis with Signature fascia

high efficiency Balanced Flue

Hearth Inset – Glass Fronted



Dakota BF

The Dakota Balanced Flue gas fire offers a high-efficiency heating solution with an energy efficiency of up to 80%. Perfect for homes without a built-in chimney or flue, this model includes its own flue terminal, venting directly through an outside wall. Designed as a glass-fronted, room-sealed appliance, the Dakota operates by drawing in and venting external air through a pair of co-axial tubes for combustion, ensuring safe and efficient operation. With its sleek design and innovative technology, the Dakota Balanced Flue fire combines convenience with performance.

Comes with the option of a brass, chrome or black trim which can be teamed with any fret from our extensive range on page 39.

Specifications

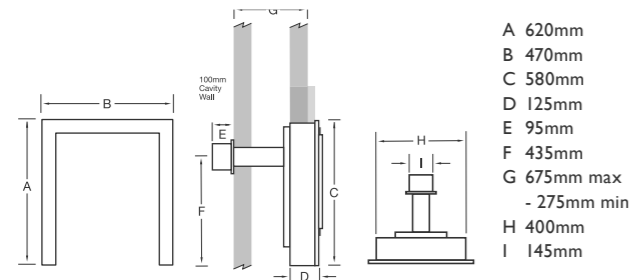
Description: Slimline depth inset gas fire
Type of Heat: Radiant & Convected

Useful energy efficiency	80%
Energy efficiency class	E
Fuel type	Natural gas
Direct heat output	2.7kW

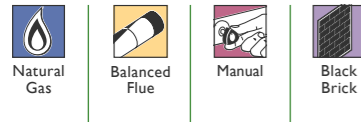
Fuel effect	Control type	Model Number
Coal	Manual	KF70

Safety: Flame Supervision Device
Air vent required: Not normally

Dimensions



Dimensions A & B refer to standard trims only.
Optional: 3 Inch Spacer frame available for this product. See Page 41.



Black finish with Vegas fret in black



Satin Silver finish with Vegas fret in Antique Chrome



Brass finish with Vegas fret



Web Link



Revolution BF

Designed to fit into a standard cavity wall with a 3" rebated surround the Revolution Balanced Flue gas fire boasts an energy efficiency of up to 93.5% and features a choice of a full depth Coal or Log fuel effect.

The Revolution is available in manual, remote or with a fully automatic Easy Flame control option with discreet, easy access buttons which ignite the fire and allow you to adjust the heat and flame height to suit your needs.

Create your own style with a choice of trim and fret combination or one-piece fascia option. View the Kinder accessories range on pages 38 to 41.

Specifications

Description: Full depth inset gas fire
Type of Heat: Radiant & Convected

Useful energy efficiency	93.5%
Energy efficiency class	B
Fuel type	Natural gas
Direct heat output	Coal 3.6kW Logs 3.9kW

Fuel effect	Control type	Model Number
Coal/Logs	Manual	KBFC00MN2/KBFL00MN
Coal	EFC	KBFC00EN3
Coal/Logs	Remote	KBFC00RN3/KBFL00RN

Useful energy efficiency	93.5%
Energy efficiency class	B
Fuel type	LPG
Direct heat output	4.0kW

Fuel effect	Control type	Model Number
Coal	Manual	KBFC00MP2

Safety: Flame Supervision Device & Oxygen Depletion Sensor
Air vent required: Not normally

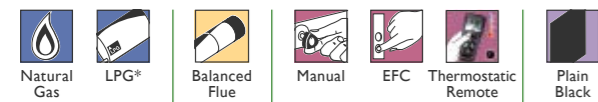
Dimensions

A 598mm
B 497mm
C 551mm
D 185mm
E 486mm
F 415mm
G 150mm
H 423mm
I 120mm
J 285mm min - 625mm max*

*Dimensions differ on EFC models. An optional flue duct extension is available for natural gas models only to increase maximum length to 1015mm on manual models and 973mm on EFC models.
Optional: 2 Inch Spacer frame** available for this product. See Page 41.



Log fuel effect option with Emabrace fascia



*Log fuel effect not available on LPG model
**Spacer not suitable for EFC model



Web Link





Nevada

With its ultra slim design, the Nevada will fit beautifully into almost any fireplace.

With the natural ambient glow of real-effect Coals and flames, it will suit your lifestyle and your home perfectly.

Create your own style with a choice of trim and fret combination or one-piece fascia option. View the Kinder accessories range on pages 38 to 41.

*Optional Pebble fuel effect may be purchased separately.

Specifications

Description: Slimline depth inset gas fire
Type of Heat: Radiant

Useful energy efficiency	53.1%
Energy efficiency class	F
Fuel type	Natural gas
Direct heat output	3.1kW

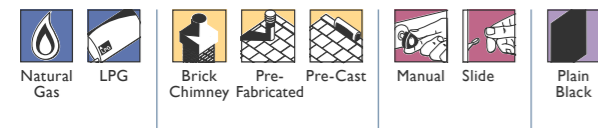
Fuel effect	Control type	Model Number
Coal	Manual	KNVC00MN
	Slide	KNVC00SN

Safety: Flame Supervision Device & Oxygen Depletion Sensor
Air vent required: Not normally

Dimensions

A 598mm
B 497mm
C 550mm
D 325mm
E 100mm

Dimensions A & B refer to Standard trims only.
Optional: 2 Inch Spacer frame available for this product. See Page 41.



Web Link



Pebble option*
Signature trim and Dallas fret





Kalahari & Black Magic

The Kalahari instantly brings a room to life. This market leading radiant offers the appearance of a real open fire and incorporates a full-depth ceramic Coal fuel effect for beautifully realistic flames and an inviting charm.

Designed to fit snugly into a pre-cast flue with a 3" rebated fire surround, this fire exudes a welcoming heat output of up to 2.7kW. The Kalahari is available in a choice of manual, slide or remote control.

Create your own style with a choice of trim and fret combination or one-piece fascia option. View the Kinder accessories range on pages 38 to 41.

The Black Magic features a contemporary fascia which is made from high quality extruded aluminium and comes in a beautiful black textured paint finish.

*Optional Pebble fuel effect may be purchased separately.

**Black Magic manual control only

Specifications

Description: Mid depth inset gas fire
Type of Heat: Radiant

Fuel type	Natural gas	
Direct heat output	2.7kW	
Fuel effect	Control type	Model Number
Coal	Manual	Black Magic - KRDC00MN630
	Manual	Kalahari - KRDC00MN
	Slide	Kalahari - KRDC00SN
	Remote	Kalahari - KRDC00RN2

This product is not suitable for primary heating purposes

Safety: Flame Supervision Device & Oxygen Depletion Sensor

Air vent required: Not normally

Dimensions

Kalahari
A 598mm*
B 497mm*
C 550mm
D 327mm
E 170mm
F 110mm
G 365mm
Black Magic
A 610mm
B 520mm
C 550mm
D 327mm
E 170mm
F 110mm
G 365mm


Dimensions A & B refer to standard trims only.
Optional: 2 Inch Spacer frame available for this product. See Page 41.



Pebble option*
Embrace fascia



Black Magic Coal
Black textured fascia**



*Slide control Kalahari model only



Web Link





Camber

The Camber is sure to impress with its modern clean design styling and precision manufactured aluminium fascia. This stunning gas fire has a deep Coal fuel bed, providing natural flame aesthetics that quickly ensures your room gets to a warm and comfortable temperature.

The Camber features plain black interior panels. See our range of Satin Silver or Satin Champagne Camber one-piece fascia options. Page 40.

*Optional Pebble fuel effect may be purchased separately.

Specifications

Description: Mid depth inset gas fire
Type of Heat: Radiant

Fuel type	Natural gas
Direct heat output	2.7kW

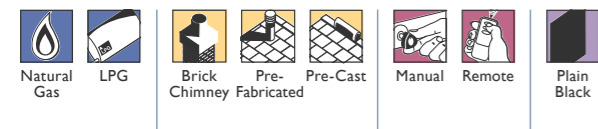
Fuel effect	Control type	Model Number
Coal	Manual	KRDPWIMN
	Remote	KRDPWIRN2

Safety: Flame Supervision Device & Oxygen Depletion Sensor
Air vent required: Not normally
This product is not suitable for primary heating purposes

Dimensions

A	610mm
B	520mm
C	550mm
D	327mm
E	170mm
F	110mm
G	365mm

Dimensions A & B refer to standard trims only.
Optional: 2 Inch Spacer frame available for this product. See Page 41.



Web Link



Pebble option*



Camber Coal with Satin Silver fascia

Finishing touches

Beautiful companions for your Kinder gas fire.
Choose from our wide range of trims, frets & fascias.

Trims

Standard trim

Quality steel trims in a choice of four colours with a plated or painted finish. Suitable for all Kinder hearth inset gas fires excluding Dakota BF.



Wide trim

Steel fabricated available in a brass plated finish. Suitable for the Nevada Plus*, Kalahari Plus*, Oasis Plus*, Nevada HE*, Kalahari HE*, Oasis HE*, Nevada*, Kalahari*, Oasis* and Revolution BF.



Signature trim

The Signature is a quality steel fabricated trim in a range of metallic and paint finishes. Suitable for all Kinder hearth inset gas fires excluding Dakota BF. Brass & Black finish is unsuitable for Revolution BF model.



Profiled trim

The Profiled trim is quality steel fabricated and is available in four colours with a plated or painted finish. Suitable for all Kinder hearth inset gas fires excluding Dakota BF.



Ultimo trim

The Ultimo is a cast iron trim with a black painted and optional colour plated finish. Suitable for all Kinder hearth inset gas fires excluding Dakota BF. Unsuitable for Easy Flame Control systems.



Chamfered trim


Quality steel fabricated chrome finished. Suitable for all Kinder hearth inset gas fires excluding Dakota BF. Unsuitable for slide control systems.



Frets

Our extensive range of 16" & 18" frets is suitable for most Kinder hearth mounted gas fires and includes traditional and modern style frets made from solid brass or cast iron with a painted or plated finish.

Blenheim 16"



Dallas 18"



Vegas 18"



Daisy 16"



Aviva 16"



Aegis 18"



Bauhaus 18"



Athena 18"



Traditionally styled Frets

Contemporary styled Frets

Fascias

Steel Fascias

Camber and Black Magic

These extremely popular fascias are engineered from high quality aluminium, extruded, anodised and brushed to create a Satin finish available in Silver, or Champagne. The Black Magic is a textured matte black finish with a light metallic speckle. Suitable for all Kinder hearth inset gas fires excluding Dakota BF. Unsuitable for slide control systems.



Camber
Brushed Satin Champagne



Camber
Brushed Satin Silver



Black Magic
Black textured paint



Signature

The Signature is a one-piece fabricated steel fascia. Suitable for all Kinder hearth inset gas fires excluding Dakota BF. Brass & Black finish is unsuitable for Revolution BF model.



Chrome & Black



Satin Silver & Chrome



Brass & Black



Black Nickel & Chrome



Black Nickel & Black

Cast Iron Fascias



Arcadia
Black & Gold



Arcadia
Black & Chrome



Embrace
Gold & Black



Embrace
Chrome & Black



Embrace
Black Nickel & Black

Arcadia and Embrace

The Arcadia and Embrace fascias are one-piece cast iron fascias in a combination of black painted with optional colour plated finish. Suitable for all Kinder hearth inset gas fires excluding Dakota BF. Unsuitable for Easy Flame Control systems.



Spacer Frames

Spacer frames are suitable for the following listed products.

Note* Due to interference with locating lugs used to secure fascias, Cast Iron fascias are not suitable for use with spacer frames.



Fire Spacer

2 Inch Black Spacer B-1003890:

Kalahari HE
Camber HE
Kalahari Plus
Camber Plus
Kalahari
Camber
Nevada
Oasis

2 Inch Black Spacer I146-1036278B:

Nevada Plus
(comes with 1" spacer as standard)

2 Inch Black Spacer I126-1036286B:

Revolution BF (not suitable for EFC)

3 Inch Black Spacer 70-35890P:

Dakota BF

Online inspiration & information

Tap into a wealth of knowledge and discover everything you need to know about purchasing, fitting & servicing your Kinder fire.

- * Search to find your perfect gas fire
- * Find your nearest approved Kinder stockist
- * Download installation and user manuals
- * Register your warranty

www.kindergasfires.co.uk



IMPORTANT NOTICE

WARNING BFM Europe Limited is a Gas Safe Registered company. We recommend that all of our fires are installed by Gas Safe Registered engineers in accordance with our instructions.

DISCLAIMER Our policy is one of constant development and improvement. We therefore reserve the right to revise designs and specifications of our products without formal notice, patents pending. We always recommend our products be viewed in an approved showroom before purchase. Whilst we have taken every care in the preparation of this brochure it is not intended to replace the installation manual which provides more detailed information.

Photography is for illustration purposes only and although every effort has been made to ensure accurate reproduction of typical installations and flame pictures they may vary according to fire model and flue types.

We accept no liability for any loss or damage arising directly or indirectly from the use of this brochure.

We recommend that all our fires are used in conjunction with central heating and not as a primary source of heat.

In the interests of personal safety a suitable fireguard is recommended when children, the elderly and the infirm are present.

(This brochure is copyrighted and must not be reproduced in whole or in any part without prior written permission).



MADE IN BRITAIN



Find us on Facebook,
Twitter, Pinterest & YouTube

BFM Europe
BRITISH FIRE MANUFACTURERS

BFM Europe Limited,
Trentham Lakes, Stoke-on-Trent, Staffordshire ST4 4TJ

Telephone: 01782 339000

email: info@bfm-europe.com



www.kindergasfires.co.uk

Go direct to the Kinder website on your smart phone
or tablet device, just scan in this QR code.

